



550 PATIO DOOR

Quality assured

With its clean profile and elegant handle, the 550 door offers a modern look that blends in with your decor. Its many options, including integrated blinds, will allow you to customize your door to perfectly match your environment.

This high-quality door is a sure value.

550 Patio Door

✕ OPENING PANEL ○ FIXED PANEL (EXTERIOR VIEW)

5'	6'	7' & 8'	9' & 12'	9' & 12'	9' & 12'	10' & 12'
59 1/2" x 79 1/2"	71 1/2" x 79 1/2"	82 1/2" x 81"	105" x 79 1/2"	107 3/16" x 79 1/2"	107 3/8" x 79 1/2"	116 7/16" x 79 1/2"
58 1/2" x 81"	70 1/2" x 81"	83 1/2" x 95 1/2"	103 7/16" x 81"	105 5/8" x 81"	105 13/16" x 81"	114 1/2" x 81"
59 1/2" x 95 1/2"	71 1/2" x 95 1/2"	95 1/2" x 79 1/2"	105" x 95 1/2"	107 3/16" x 95 1/2"	107 3/8" x 95 1/2"	116 7/16" x 95 1/2"
		94 1/2" x 81"	139 3/8" x 81"	141 5/8" x 81"	141 7/8" x 81"	140 1/2" x 79 1/2"
		95 1/2" x 95 1/2"		143 1/8" x 95 1/2"		138 7/16" x 81"
						140 1/2" x 95 1/2"



Look Handle (Standard)

White




View Handle (Option)

- White
- Black exterior / White interior
- Oil rubbed bronze (Paint)
- Satin Nickel


Zinc (Standard) or stainless steel (Option) double-point lock available.

Colors


Three colors available to match your door with your home's windows.



White (Blue tint)



White (Cream)



Custom color (Option)

Spécifications

Materials

PVC patio door with wood frame.

Frame depth

5 3/4", 7 1/4", 9 3/4" or 11 3/4"

Glazing

Double glazed — Low-E on surface 3 (ER 35)

Triple glazed — Low-E on surface 5 (ER 37, Option)



This product meets the standards of the ENERGY STAR Canada program.

Options

- Blinds between glass (White or gray)
- Coastal kit ¹ **NEW**
- Keylock
- Security bar
- Kick lock
- Double point locking system
- Sidelites and transoms
- PVC interior and exterior jamb pocket cover
- Anodized aluminum threshold cover
- Reinforced screen
- Triple glazing
- Tinted glass (Bronze or gray)
- Knocked down
- Aluminum sill extension ²
- Interior wood extension on 3 or 4 sides with PVC cladding ²
- PVC brick mould ²
- Drywall return
- Nailing fin (Width behind nailing fin: 4 9/16" or 6 9/16")
- Sill tower riser for improved water resistance
- High performance reinforcement **NEW**

¹ Vanguard handle, stainless steel mortise, keeper and rollers

² Assembled doors only

Performance Air: A3 Water: 400 Pa (440 Pa with sill tower riser) Global: R-PG40 Door: 71 1/2" x 81" (AAMA/WDMA/CSA101/I.S.2/A440-22)

20-Year Limited Warranty See the detailed warranty on our website.